

Homes not Hospitals data campaigning

Using data analysis and collection for campaigning and raising awareness.

Owen Bowden, Gillian Buchan, Mike Couling, Anja Dembina, Bella Travis.

Scan this QR code to view the dashboard, watch the media coverage and sign the petition

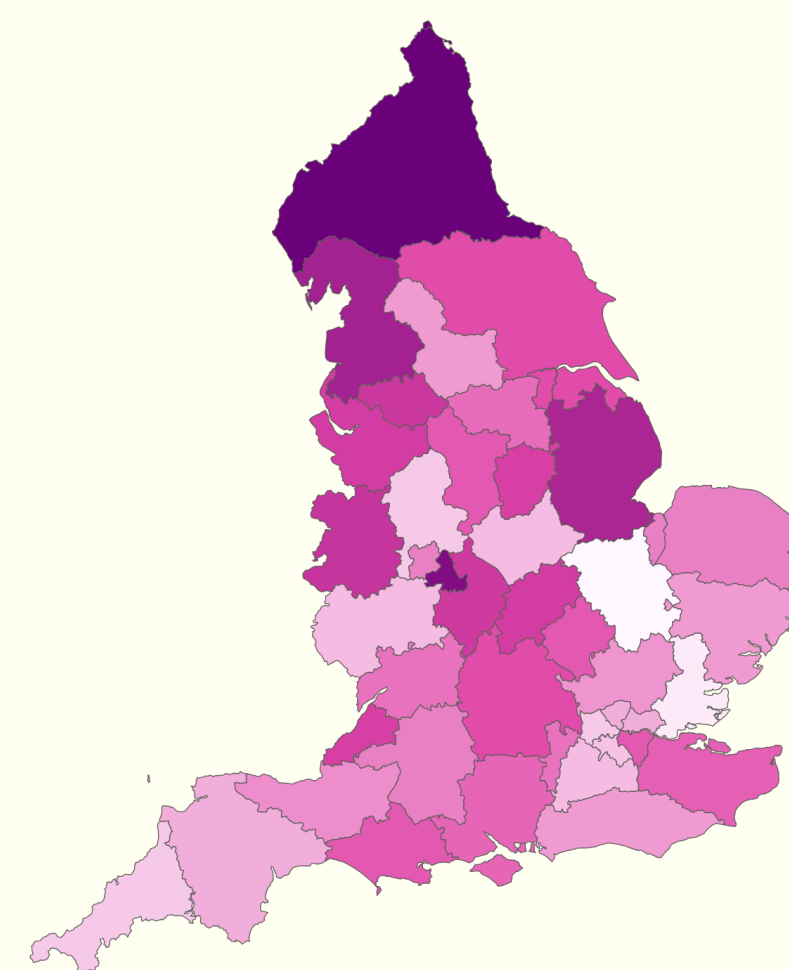
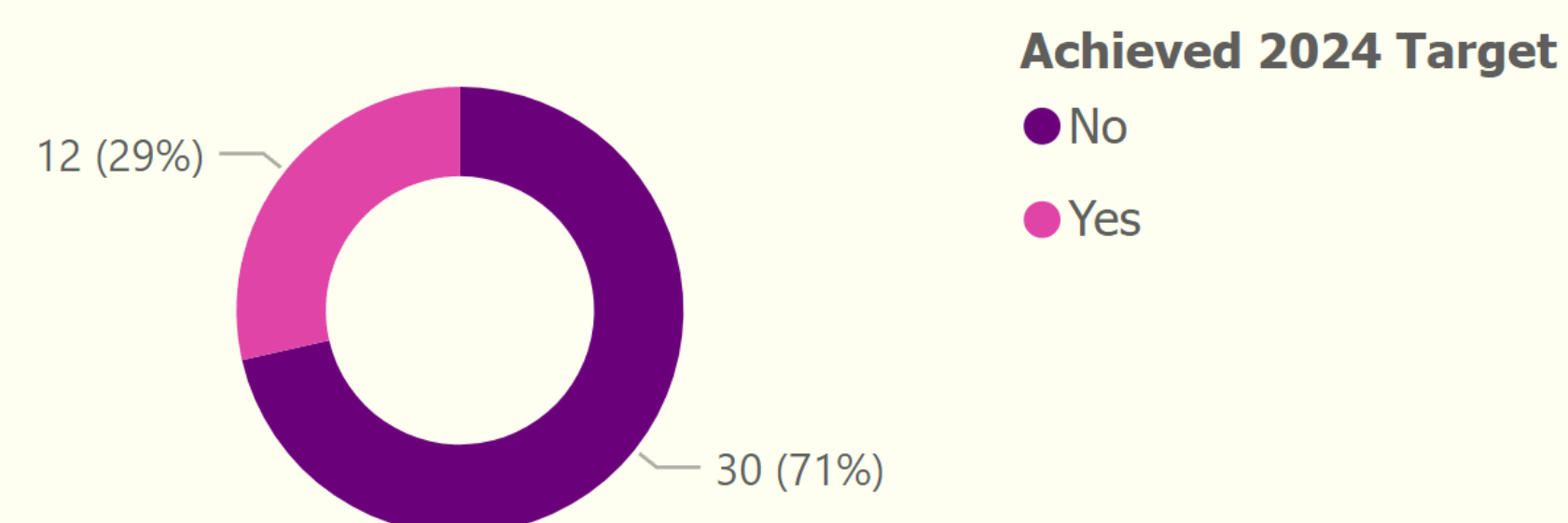


Introduction

For some time, we have analysed the Assuring Transformation data to monitor number of people locked away every month, but the analysis was always at a national level. We started exploratory data analysis of the published dataset at a regional level and sent FOIs to compile data about bed costs.

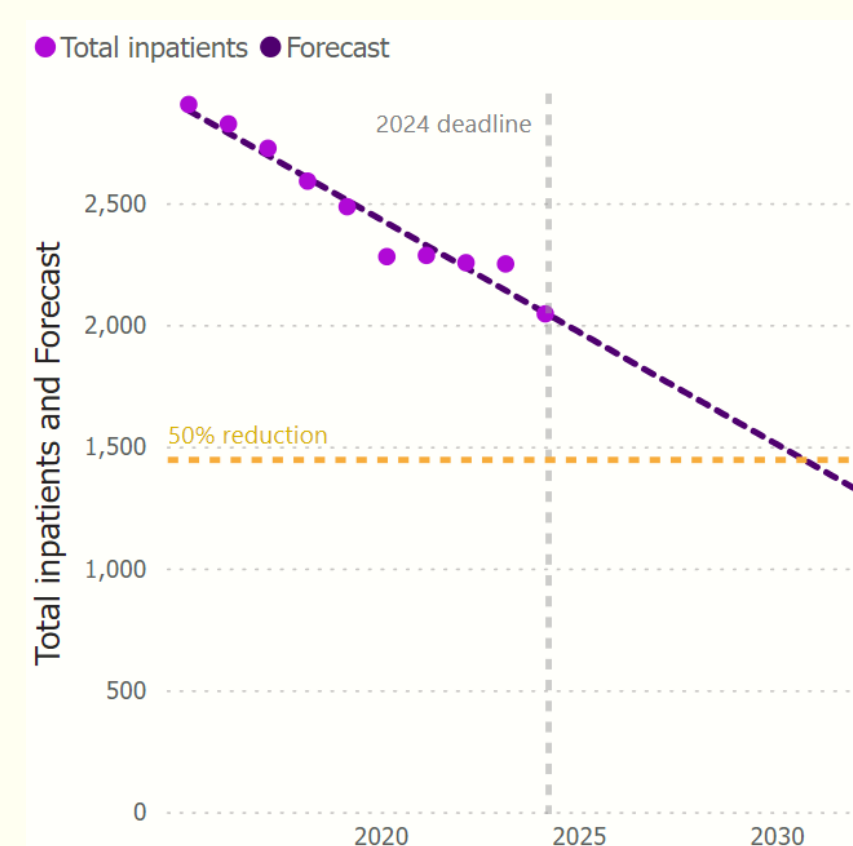
Key findings

- The government promised it would halve the number of inpatients by the end of March 2024. Mencap estimates they won't reach this target until October 2030.
- Over half a billion pounds a year is spent locking up people with a learning disability and / or autistic people in mental health hospitals in England
- The government target for the end of March 2024 was an adult inpatient rate of no more than 30 adults with a learning disability and/or autism in mental health hospitals per million adults in the area.
- Only 29 % of local areas have achieved the 2024 target of no more than 30 adult inpatients with a learning disability and/or autism per million adults in the population.
- In some places the adult inpatient rate is as low as 19 and in others it is as high as 73.
- 31 % of local areas now have a higher adult inpatient rate compared to the earliest available data.



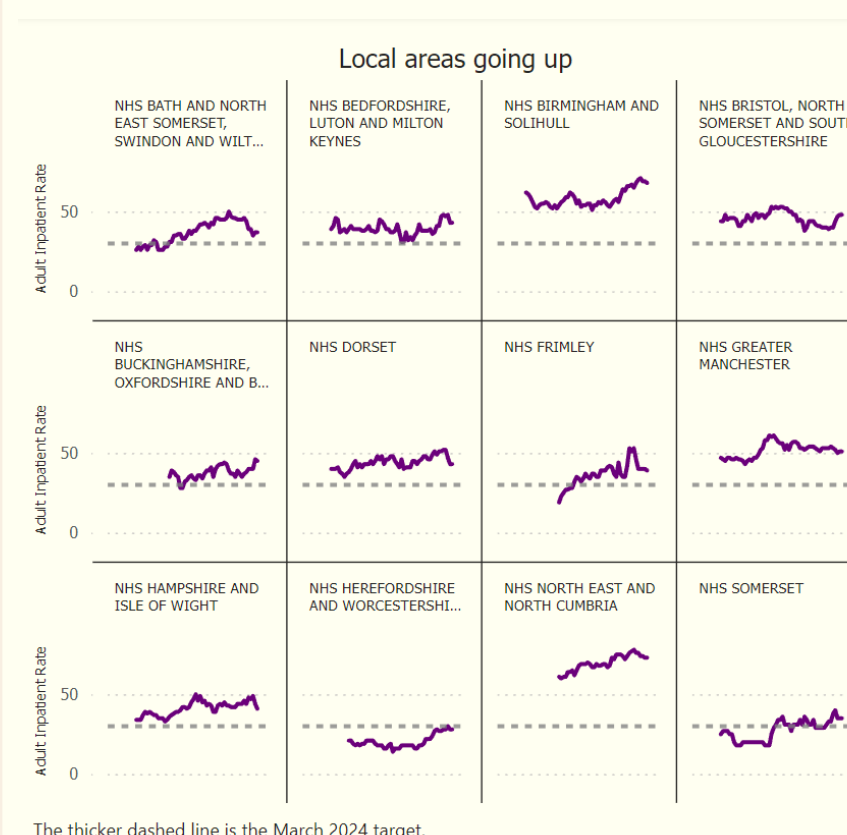
Postcode Lottery

With the data published in the Assuring Transformation dataset we created a choropleth heatmap, showing differences between local Integrated Care Systems (ICSs). Using this data, we can target campaigning and learn what good practice looks like.



6 years late

Using regression analysis, we calculated when we think the government will reach their target of halving the number of inpatients. Based on the current pace of change they won't reach the target for 6 years.



Wrong direction

Of particular concern are areas which have not only got an adult inpatient rate way above target – but which have also increased their adult inpatient number. As we compiled a historic dataset from each monthly release, we can look at performance over time.

£534M

Estimated cost of locking people up in England per year

£1.2M

Cost of average length of stay for current inpatients at nearly 5 years

The costs

We sent freedom of information requests to every Integrated Care Board (ICB) and to NHSE to obtain a dataset of average bed costs per day. Using this data we were able to produce an estimate of the amount being spent on inpatient care.

Results:

- National TV news coverage, due to the powerful combination of storytellers and new data analysis
- Public dashboard on Mencap website
- Engagement event at parliament
- Sector bodies using the analysis of the data to look at good and bad practice

Conclusion:

- There is data being published openly that tells some of the story of the things we want to change but requires more interrogation
- We have started to look at other datasets such as annual health checks which may have regional inequalities for people with a learning disability

Thanks & contact

- Thanks to Mike Couling, Wendy Ewins, the storytellers, Reshma Rumsey, Peter Smith, Becky Cotterill.
- owen.bowden@mencap.org.uk

mencap